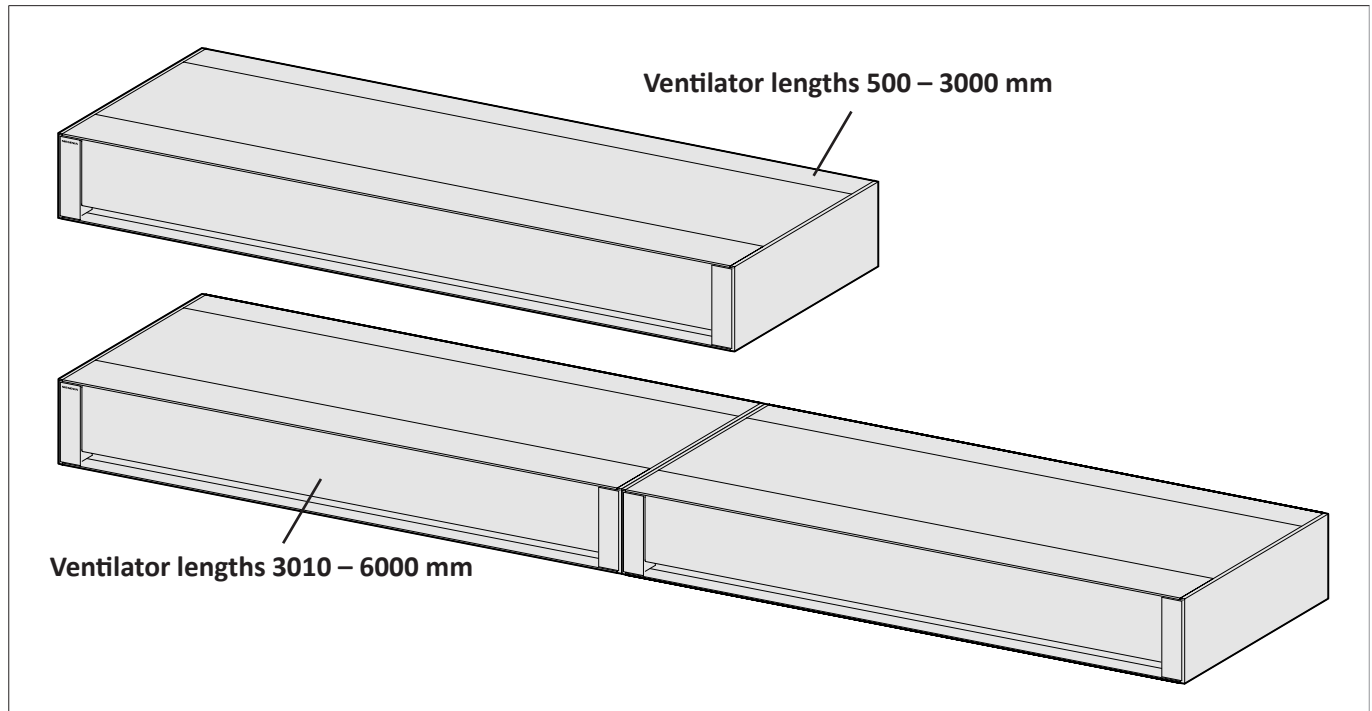


## 1 Features and functions



### 1.1 Features

- AEROMAT VT D is a passive air ventilator for the ventilation of closed rooms. The air exchange is achieved by equalising pressure between the indoor and outdoor air (pressure differential principle).
- AEROMAT VT D is available in 3 versions (special solutions on request):
  - AEROMAT VT D1 = 1 air canal
  - AEROMAT VT D2 = 2 air canals
  - AEROMAT VT D3 = 3 air canals
- AEROMAT VT D is part of the AEROMAT VT systems, which consists of different device types. The different device types can be combined with each other. Separate data sheets must be taken into consideration.
- Installation variants:
  - reveal
  - reveal concealed (with vent duct)
  - lintel
  - lintel concealed (with lintel duct)
  - wall
  - concealed in the wall (with wall duct)

### 1.2 Functions

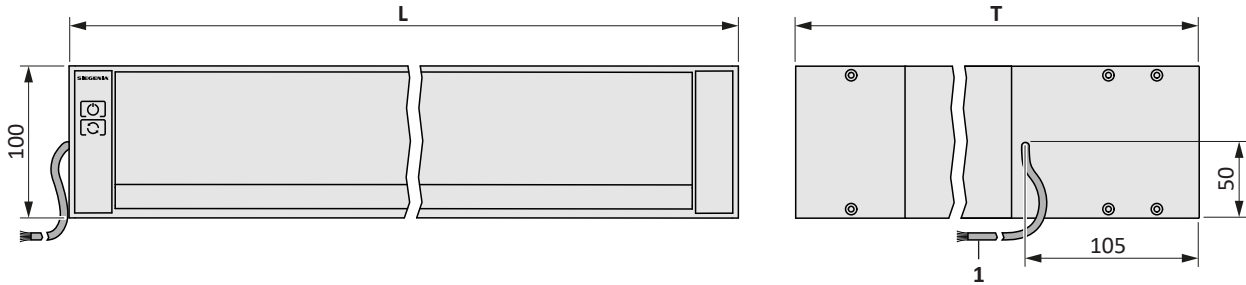
Versions	
Air filter ISO Coarse $\geq 30\%$	○
Magnetic lock (room side)	●
Electric lock	○

Additional versions for devices with electrical locking options	
Touch control	●
Inside temperature and humidity sensor	●
Air quality sensor with CO <sub>2</sub> regulation	○
Air quality sensor with CO <sub>2</sub> and TVOC regulation	○
Halogen-free cable	○
External inputs (e. g. bathroom control)	○

- *Serial version*
- *optional or alternative version*

## 2 Dimensions

### 2.1 Dimensions AEROMAT VT D



Measurements in mm

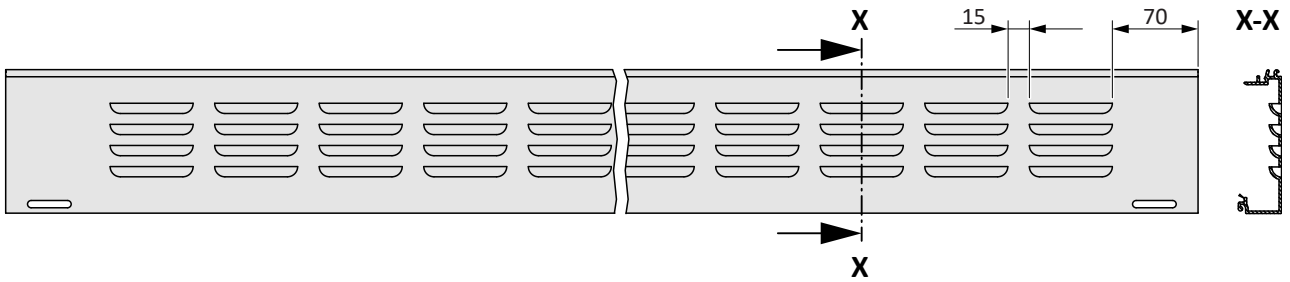
	L (mm)	T (mm)
AEROMAT VT D1	500 – 6000	200 – 500
AEROMAT VT D2	1000 – 6000	200 – 500
AEROMAT VT D3	1500 – 6000	200 – 500

#### Key

L	Ventilator length	Can be ordered in 10 mm increments
T	Ventilator depth	Can be ordered in 1 mm increments
1	Control cable 5 x 0.75 mm <sup>2</sup>	for electrical locking option and touch control

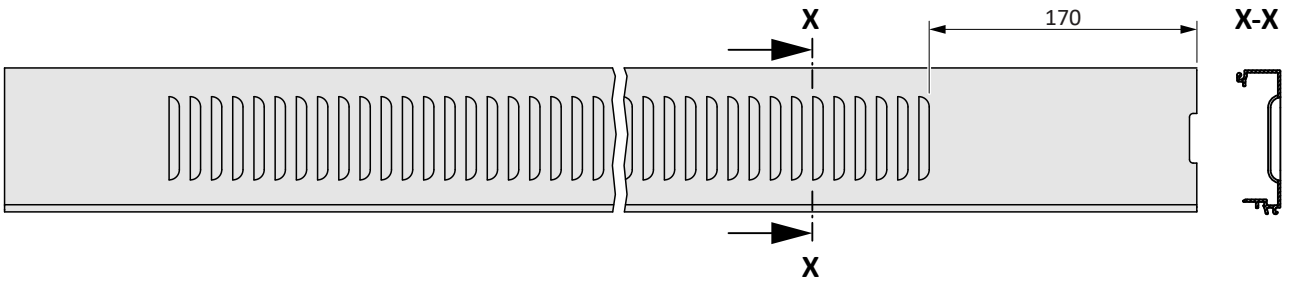
## 2.2 Dimensions of outer panel without extension parts

### Outer panel for horizontal installation



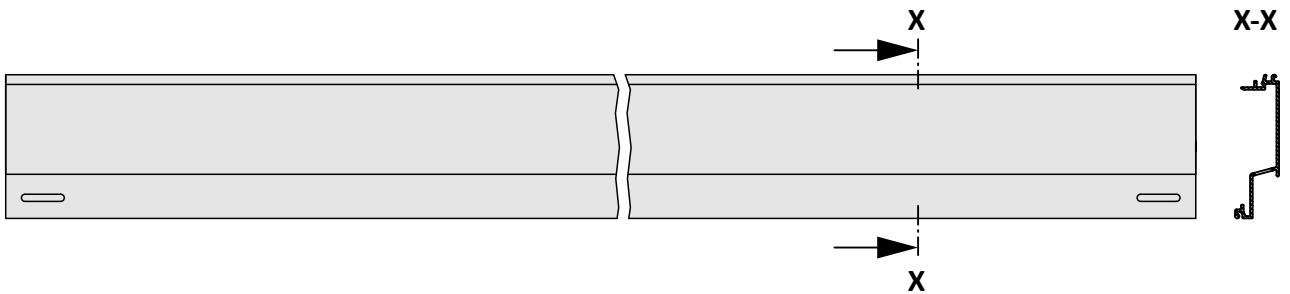
Measurements in mm

### Outer panel for vertical installation

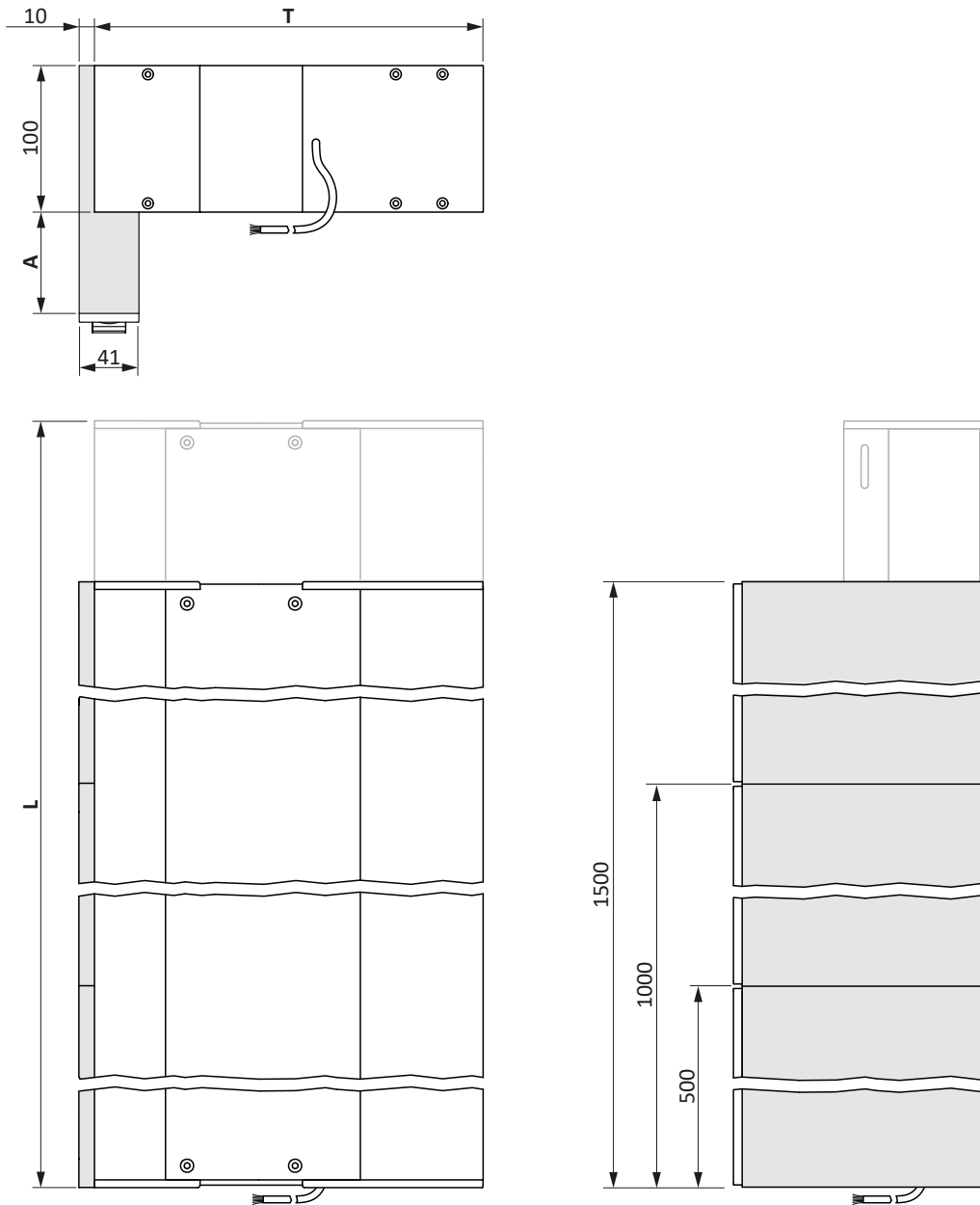


Measurements in mm

### Outer panel for shadow gap



2.3 Dimensions of vent duct and lintel duct



Measurements in mm

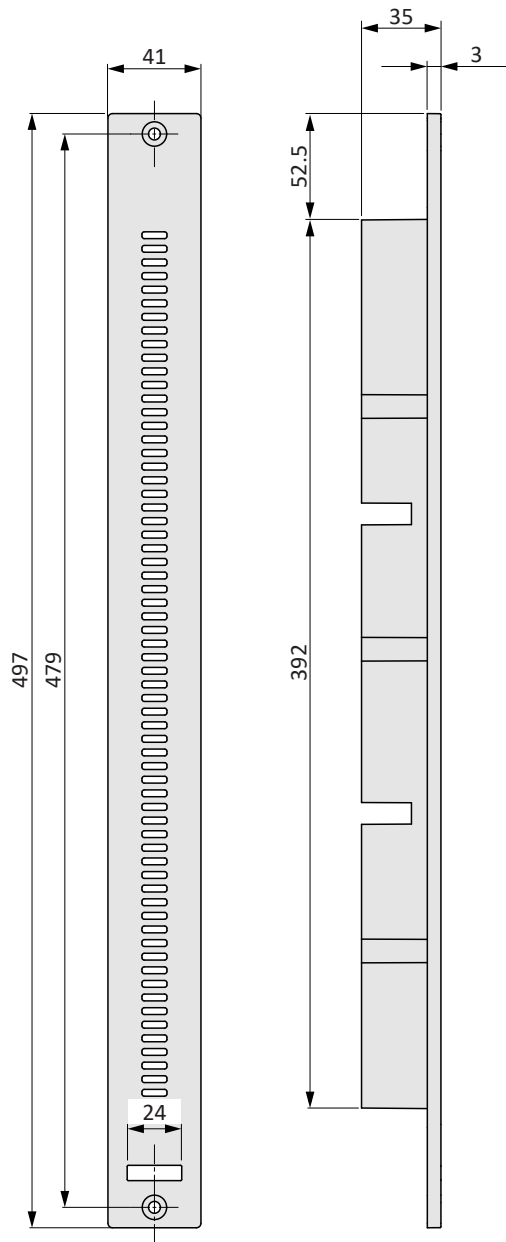
	L (mm)	T (mm)	A (mm)	Number of ducts
AEROMAT VT D1	500 – 6000	200 – 500	0 – 570	1
AEROMAT VT D2	1000 – 6000	200 – 500	0 – 570	2
AEROMAT VT D3	1500 – 6000	200 – 500	0 – 570	3

Key

L	Ventilator length	Can be ordered in 10 mm increments
T	Ventilator depth	Can be ordered in 1 mm increments
A	Height of ducts	The height of the ducts can be shortened to the required dimension on site.

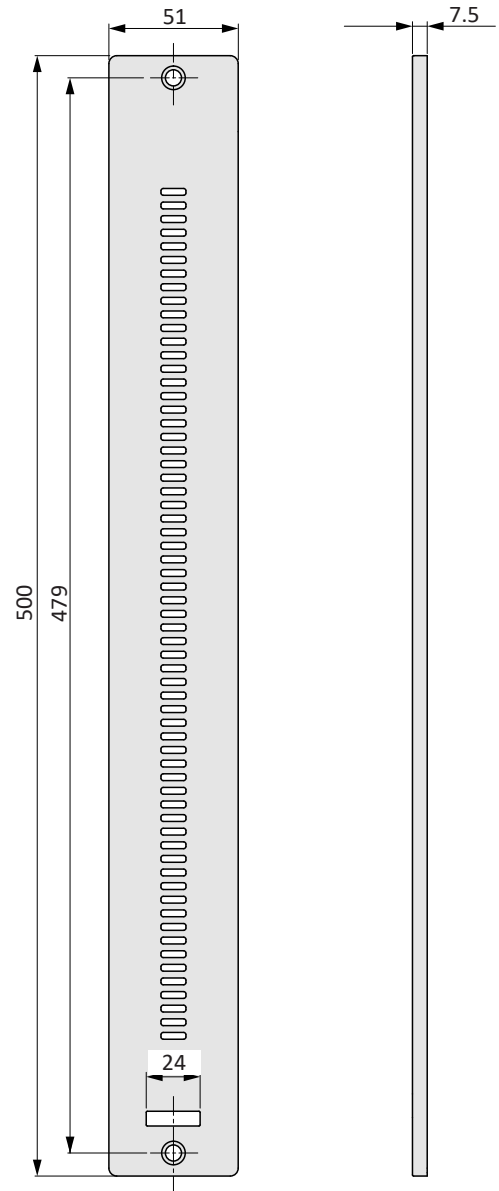
## 2.4 Dimensions of vent duct and lintel duct outside panels

PVC outer panel for vent duct and lintel duct



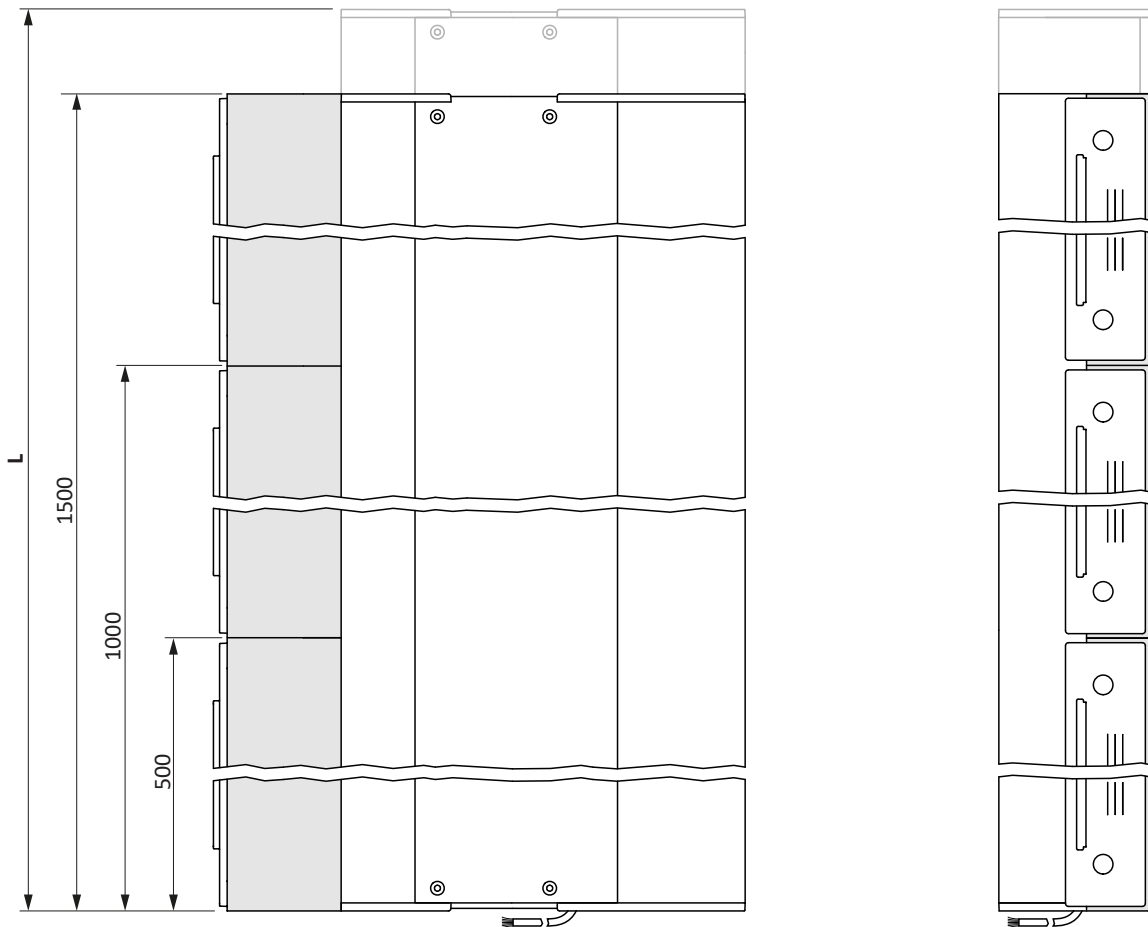
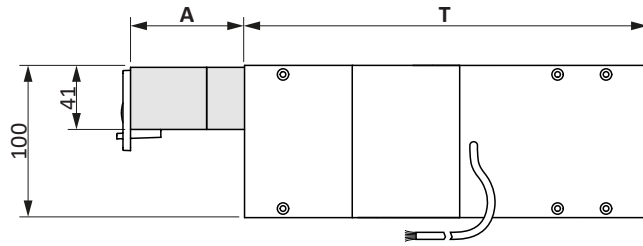
Measurements in mm

Aluminium outer panel for vent duct and lintel duct



Measurements in mm

**2.5 Dimensions of wall duct**



Measurements in mm

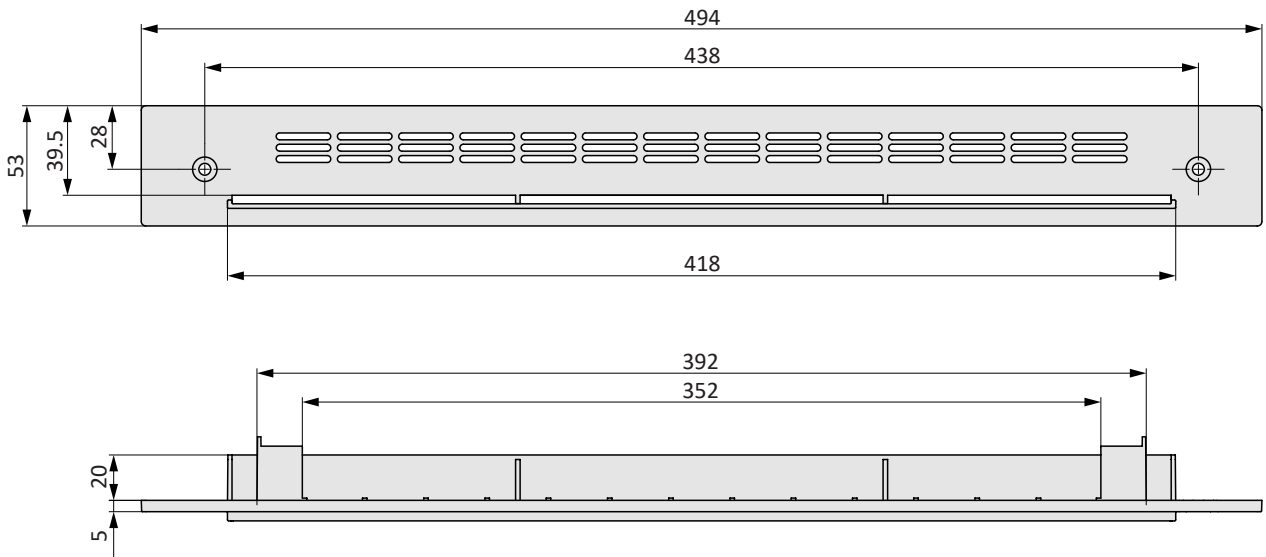
	L (mm)	T (mm)	A (mm)	Number of ducts
<b>AEROMAT VT D1</b>	750 – 6000	200 – 500	25 – 500	1
<b>AEROMAT VT D2</b>	1000 – 6000	200 – 500	25 – 500	2
<b>AEROMAT VT D3</b>	1500 – 6000	200 – 500	25 – 500	3

**Key**

<b>L</b>	Ventilator length	Can be ordered in 10 mm increments
<b>T</b>	Ventilator depth	Can be ordered in 1 mm increments
<b>A</b>	Depth of ducts	The depth of the ducts can be shortened to the required dimension on site (min. 25 mm).

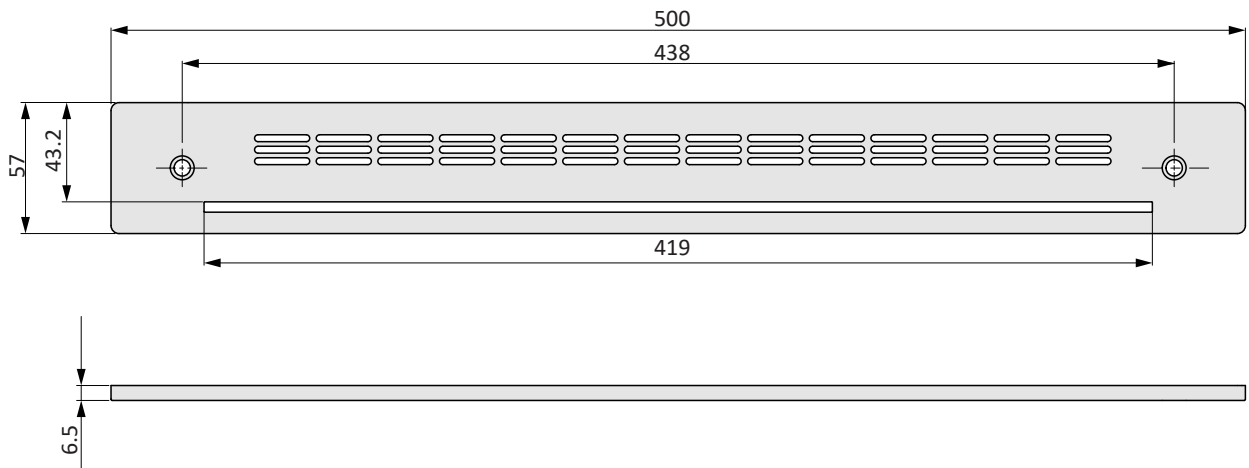
## 2.6 Dimensions of wall duct outer panels

### Wall outer panel



Measurements in mm

### Wall aluminium panel



Measurements in mm

### 3 Technical specifications

#### AEROMAT VT D1

		without extension parts	Vent duct and lintel duct	Wall duct
Sound absorption $D_{n,e,w}$ in ventilation operation (measured according to DIN EN 10140-2)	for ventilator depth = 200 mm	50 dB	52 dB	53 dB
	for ventilator depth = 300 mm	56 dB	58 dB	59 dB
	for ventilator depth = 400 mm	60 dB	61 dB	63 dB
	for ventilator depth = 500 mm	61 dB	62 dB	64 dB
Air throughput (measured according to DIN EN 13141-1)	at 2 Pa	7 m <sup>3</sup> /h	6 m <sup>3</sup> /h	10 m <sup>3</sup> /h
	at 4 Pa	10 m <sup>3</sup> /h	9 m <sup>3</sup> /h	14 m <sup>3</sup> /h
	at 8 Pa	15 m <sup>3</sup> /h	14 m <sup>3</sup> /h	21 m <sup>3</sup> /h
	at 10 Pa	17 m <sup>3</sup> /h	15 m <sup>3</sup> /h	24 m <sup>3</sup> /h
	at 20 Pa	25 m <sup>3</sup> /h	22 m <sup>3</sup> /h	34 m <sup>3</sup> /h
Max. permissible area load		1000 kg/m	1000 kg/m	1000 kg/m

#### AEROMAT VT D2

		without extension parts	Vent duct and lintel duct	Wall duct
Sound absorption $D_{n,e,w}$ in ventilation operation (measured according to DIN EN 10140-2)	for ventilator depth = 200 mm	48 dB	50 dB	50 dB
	for ventilator depth = 300 mm	53 dB	56 dB	56 dB
	for ventilator depth = 400 mm	57 dB	59 dB	59 dB
	for ventilator depth = 500 mm	58 dB	60 dB	61 dB
Air throughput (measured according to DIN EN 13141-1)	at 2 Pa	13 m <sup>3</sup> /h	13 m <sup>3</sup> /h	19 m <sup>3</sup> /h
	at 4 Pa	20 m <sup>3</sup> /h	18 m <sup>3</sup> /h	27 m <sup>3</sup> /h
	at 8 Pa	30 m <sup>3</sup> /h	26 m <sup>3</sup> /h	39 m <sup>3</sup> /h
	at 10 Pa	35 m <sup>3</sup> /h	29 m <sup>3</sup> /h	44 m <sup>3</sup> /h
	at 20 Pa	53 m <sup>3</sup> /h	42 m <sup>3</sup> /h	64 m <sup>3</sup> /h
Max. permissible area load		1000 kg/m	1000 kg/m	1000 kg/m

#### AEROMAT VT D3

		without extension parts	Vent duct and lintel duct	Wall duct
Sound absorption $D_{n,e,w}$ in ventilation operation (measured according to DIN EN 10140-2)	for ventilator depth = 200 mm	43 dB	47 dB	48 dB
	for ventilator depth = 300 mm	49 dB	51 dB	53 dB
	for ventilator depth = 400 mm	53 dB	55 dB	57 dB
	for ventilator depth = 500 mm	54 dB	58 dB	58 dB
Air throughput (measured according to DIN EN 13141-1)	at 2 Pa	28 m <sup>3</sup> /h	21 m <sup>3</sup> /h	27 m <sup>3</sup> /h
	at 4 Pa	40 m <sup>3</sup> /h	31 m <sup>3</sup> /h	40 m <sup>3</sup> /h
	at 8 Pa	57 m <sup>3</sup> /h	45 m <sup>3</sup> /h	58 m <sup>3</sup> /h
	at 10 Pa	64 m <sup>3</sup> /h	51 m <sup>3</sup> /h	65 m <sup>3</sup> /h
	at 20 Pa	93 m <sup>3</sup> /h	75 m <sup>3</sup> /h	96 m <sup>3</sup> /h
Max. permissible area load		1000 kg/m	1000 kg/m	1000 kg/m

Technical specifications determined for minimum ventilator length.

Technical specifications can vary according to device configuration.